



UREFOOT

HARDSCAPE PRODUCTS INC.

2026



**BUY
CANADIAN
AND
SUPPORT
CANADIAN
BUSINESSES**

WE WILL ROCK YOU!

We would like to thank all our dealers/contractors that believed in us, for trying our products, and working with our company. It is thanks to you that we now have dealers across North America. Yes we have grown, but we have remained true to our grass roots and are still a family run company.

Going back to our first year...we only had 3 products, a plastic paver edge, an aluminum paver edge, and spikes. We now offer a full line of products and shop the world to bring you accessories that we believe in and have tested extensively before offering them to you. Nobody should be a guinea pig in this business! Not you or your customers. Our products are tried, tested and true.

We are Surefoot Hardscape Products!



VIDEO LINK

WE WILL ROCK YOU!

How we began?

It started out as a simple idea.

Over the years, as installers and working with various types of paver edgings, we worked on improving and developing a design for paver edging that has an ELEVATED snip/cut brace that's off the ground. This design proves to save time when installing, eliminating the need to pre-measure and pre-cut allowing the installer to cut from above.

AND THAT'S HOW SUREFOOT



EDGING WAS BORN!



CONTENTS

Surefoot Paver Edging	4
Sureflex Paver Edging	6
Aluminum Paver Edging	8
Aluminum Paver Edging - Low Profile	10
Rockstar Garden Edge XS - Back in Black	11
Grateful Edge	12
Xtreme Bond	13
Inverted Marking Paint / Hardscape Fabric / Geogrid	14
The Wedgie / Wall Drain Pro	15
Hammers	16
Accessories & Tools	18
Lifting Equipment	20
GRABO 2.0 / GRABO High Flow	23
Splitters	25
Lite On	26
EZLites - Slim Shady / Cyclops / Retaining Wall Lights	27
EZLites - Floods / Spot Lights	28
EZLites - Path Lights	29
Lighting Accessories	30




SUREFOOT

PAVER EDGING

DESIGNED BY INSTALLERS, FOR INSTALLERS!

- What the professionals use and easy for the "Do-it-yourself-er" to install.
- Integrated connection system - ideal for **green** roofs - no spikes or clips required.
- Heavy duty construction: will not become brittle to weathering and lasts a lifetime.
- Comes in straight form but can easily be worked with for curved applications
- Ideal for garden beds, landscape beds, brick/stone patios, tree rings, and walkways.
- Made from 100% recycled material and comes with karma! ♻️
- Super permeable to promote proper root growth and drainage which eliminates turf brown out.
- LIFETIME WARRANTY



STEEL SPIRAL/COMMON SPIKES

Sold in individual 50lb. Boxes or 48 Boxes per Pallet

3/8" Bright Spiral Steel Nails

SPIRNAIL 8	8" - Approx. 265 per box
SPIRNAIL10	10" - Approx. 240 per box
SPIRNAIL12	12" - Approx. 215 per box

3/8" Common Steel Nails

COMNAIL 8	8" - Approx. 175 per box
COMNAIL10	10" - Approx. 150 per box
COMNAIL12	12" - Approx. 125 per box



"CUT ON THE GO" DESIGN.



ALLOWS EDGING TO BE CUT FOR CURVED APPLICATIONS.



WITHOUT PRE-CUTTING OR HAVING TO LIFT EDGING OFF THE GROUND.



CROSS SPIKE TECHNOLOGY MAKES THE EDGING MORE RESISTANT TO HEAVING UP FROM GROUND FROST.

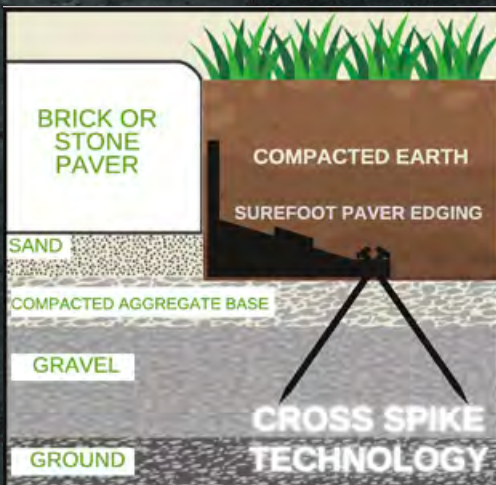


SPIKES CAN GO ANYWHERE IN BETWEEN THE CUT BRACE AND EDGING WALL WHICH HELPS TO DIMINISH EDGE PULL AWAY WHEN INSTALLING.



SUPER FAST BUILT IN CONNECTION SYSTEM. NO CLIPS NEEDED AND HELPS TO SAVE LABOUR TIME.

Super permeable to promote proper root growth and drainage which eliminates turf brown out.



INSTALLATION TIPS:

Driveways:

Nail every 8" (20.3 cm) to 12" (30.5 cm).

For curved areas you can also double spike.

Walkways and Patios:

Nail every 12" (30.5 cm) to 20" (50.8 cm).

For curved areas you can also double spike.

SPECS:

8' length x 1"5/8 height
 3" depth x 2.25" width
 243.84cm length x 4 cm height
 7.68 cm depth x 5.71cm width



VIDEO LINK

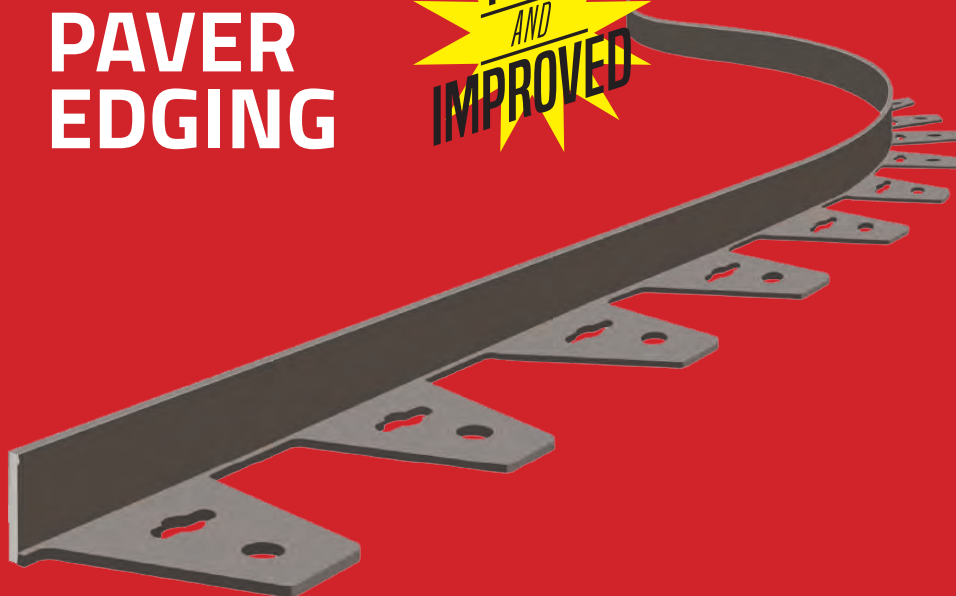


VIDEO LINK




**FLEXIBLE
PAVER
EDGING**

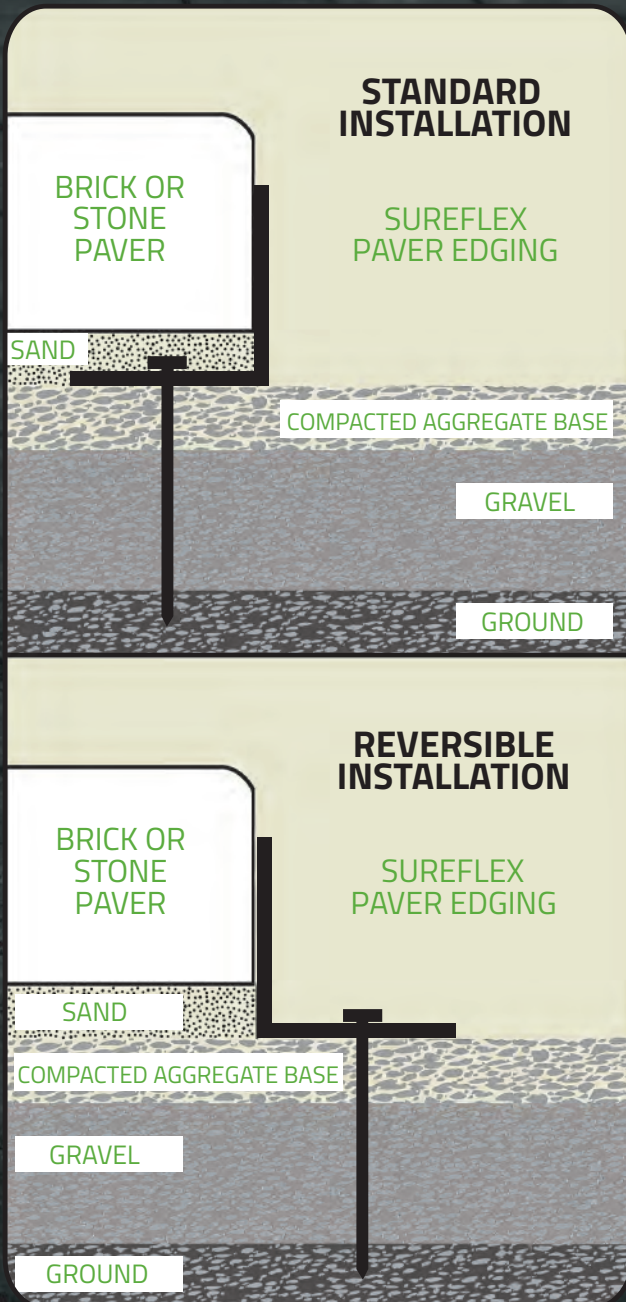
**NEW
AND
IMPROVED**



MORE BEEFY, HEAVY DUTY EDGING

- Easy installation.
- Save time - No cutting required for curves.
- Ideal for driveways, patios, and walkways.
- Made from 100% Recycled material and comes with Karma! ♻️





INSTALLATION TIPS:

Driveways:

Nail every 8" (20.3 cm) to 12" (30.5 cm).

Use Standard Installation Only.

Walkways and Patios:

Nail every 16" (40.6 cm) to 20" (50.8 cm) & at either end.


Use Standard or Reversible installation.

SPECS:

Length: 7' 6" (228.60 cm)

Height: 1.75" (4.445 cm)

Thickness: .31" (7.874 mm)





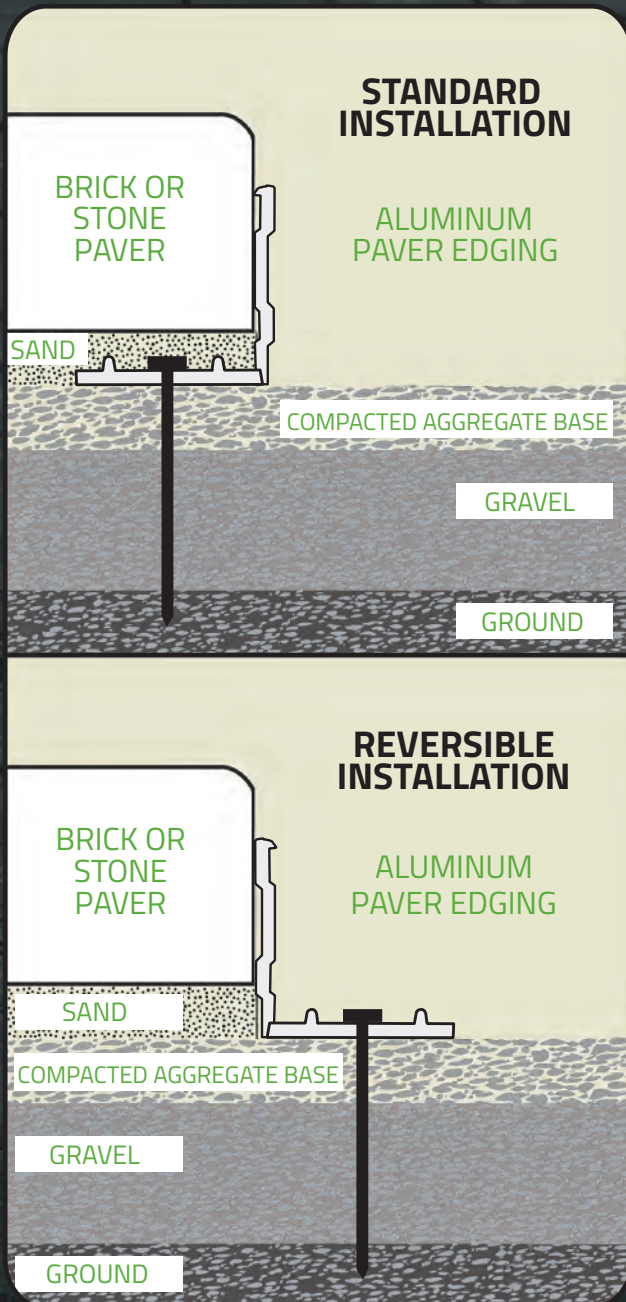
VIDEO LINK



LUMINUM PAVER EDGING

- What the professionals use and easy for the "Do-it-yourself-er" to install.
- Heavy duty construction: will not become brittle to weathering and lasts a lifetime.
- Comes in straight form but can easily be worked with for curved applications/corners.
- Tool-less to do curves, corners or straights.
- Can be installed both standard or reverse installation.
- Low profile so the edge is invisible when properly installed.
- No wasted material due to overlap at joints.
- Comes with plated joiner tabs.
- Made from 100% recycled material and comes with karma! ♻️





INSTALLATION TIPS:

Driveways:

Nail every 8" (20.3 cm) to 12" (30.5 cm).

Use Standard Installation Only.

Walkways and Patios:

Nail every 16" (40.6 cm) to 20" (50.8 cm) & at either end.

Use Standard or Reversible installation.

SPECS:


Length: 8' 4" (254 cm)

Height: 1.5" (3.81 cm)

Thickness: .125" (3.175 mm)



VIDEO LINK





LOW PROFILE LUMINUM PAVER EDGING

Our Lowest Profile Aluminum Edging is ideal for use with 20mm porcelain pavers, flagstone, wetcast shapes and bluestone. Our aluminum edging bends to your needs no matter how complex your design requirements. Made of aluminum, it's strong enough for straight lines, yet flexible enough to follow the most intricate curved patterns.

- Convenient 8' 4" lengths
- Made of non-rusting Aluminum
- Completely hidden from view
- One piece for straight or curved patterns
- 90 degree angles without cutting
- Will not warp in heat or crack in cold
- No loss of material due to overlap at joints
- Made from 100% recycled material and comes with karma! ♻️

Length: 8' 4" (2.54m)
Height: 5/8" (17mm)
Thickness: 0.125" (3.2mm)
Flange: 1.5" x 4" (35mm x 102mm)
Alloy: 6063 aluminum
T-5 hardness
US Patent



ROCKSTAR

Garden Edge

XTRA  STRENGTH

- **Keyhole Interlocking System:** Lengths are easily and quickly connected.
- **Superior Reinforcement – 8 ft lengths:** Rigid enough to provide perfectly straight lines; flexible enough for the most demanding curves.
- **No need to use heavier gauge or more costly material to maintain straight runs.**
- **Heavy duty 1 1/8" nail loops located every 23":** allows for more frequent nailing positions, providing superior anchoring where required.
- **Steel Nail Anchoring:** Spiral 10" nails readily available.
- **100% Recycled Material & comes with Karma!** ♻️

SFRS4"XS

SFRS4"BLKXS

Specs:
Length: 8' (2.43m)
Height: 4" (10.1cm)
Thickness: 1/8" (3.2mm)

BACK IN BLACK


GRATEFUL EDGE

Professional Grade Garden Edge
 Convenient and Straight 8' Lengths, no more rolls!
 100% Recycled Material & Comes With Karma! ♻️

CCGEPL PLATINUM EDGE



Durable corrugated side wall construction with T-Shape flange allows for easy and secure installation.




*NOTE - CONNECTORS ARE REQUIRED

CCGEPE PRIMO EDGE




Primo Edge was developed to offer quality and performance at an economical price.




*NOTE - CONNECTORS ARE REQUIRED

CCGESE SIMPLE EDGE



Patented design eliminates the need of a garden edger. It's one time installation inhibits grass from growing onto walkways and concrete driveways, making this product Eco Friendly and a true time saver.



Anchor Stakes
 9" x 1"
 Galvanized Steel
 100 pcs per case



Straight Connector
 6"
 100 pcs per case



90° Corner Connector
 Durable Injection Mold
 25 pcs per case



XTREME BOND™

“The Choice of Professionals”

Extra Strength Adhesive Premium Polyurethane



Why compete with the big box stores? We can give you your own exclusive brand.

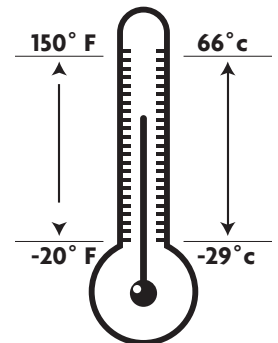


Works on wet & frozen surfaces!!
Don't believe us? Ask for a sample!!

- Quick adhesion and fast drying
- Works on concrete, brick, wood, metal, stone and fibreglass
- Works in all temperatures
- Premium Polyurethane
- VOC compliant
- Ideal for artificial turf
- Guaranteed to satisfy the highest of demands



VIDEO LINK



SFXB10 24 tubes per case
10.5 oz 60 cases / 1440 tubes per pallet

SFXB29 12 tubes per case
29 oz 60 cases / 720 tubes per pallet



INVERTED MARKING PAINT

Features:

- Extremely bright • Inverted tip
- Quick drying - won't clog
- Water based - safe on plants and grass
- Lead free • 17 oz can / 12 per cas
- Full pallet 60 cases

Colors Available:

- SFMP-O** Fluorescent Orange ⚡
- SFMP-R** Fluorescent RED ⚡
- SFMP-HP** Hot Pink ⚡
- SFMP-W** White ⚡



Hardscape Fabric

- Woven Hardscape Fabric/Brick & Block Underlay Rolls (folded)
- Each Roll: 6' x 150' - 3 oz.
- 12 Rolls per Display Case
- Ideal for permanent landscape applications
- Engineered for Hardscaping with Pavers, Patios, and Driveways
- Controls Erosion by Stabilizing and Separating Soil Profiles
- Stops weed growth in all permanent areas
- UV resistant for years of weed control
- Infinite Guarantee

SOD / FABRIC STAPLES

1,000 pieces per box, approx. 34. 1 lbs

SWS-STAPLE 6"x 1"

11 gauge (2.77 mm/ .109")



GEOGRID

RETAINING WALL SYSTEM

- Retaining Walls, Steep Slopes, Timber Walls, Paver Reinforcement, Landscape repair
- Recommended For Wall Heights up to 6 ft
- Biaxial - CMD 882 lbs / ft
- LTDS - MD 822 lbs / ft
- GGRD150-4** 4 12 Rolls - 4 ft x 50 ft BIAxIAL


Other Sizes:

- GGRD150-6** 6' x 150' Roll - 45 lbs - 100 SQ. YDS BIAxIAL
- GGRD200** 6' x 300' Roll - 110 lbs - 200 SQ. YDS UNIAxIAL
- GGRD350** 6' x 300' Roll - 130 lbs - 200 SQ. YDS UNIAxIAL



The WEDGIE!!




Had a **WEDGIE** Lately??




SWS-WEDGIE

- Load bearing up to 8,000 psi
- Weatherproof and will not rot, shrink, warp or split
- Easy break off points, amazing support and easy way to align
- UV treated so it will not become brittle
- Recommended for pavers, retaining wall caps, masonry, concrete and many other uses
- Injection molded sheets of 10 / 36 sheets per case

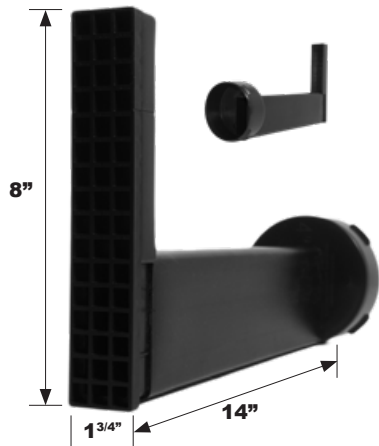


		HEEL	MID	TOE
EZ-SHIM		8,029 psi	7,993 psi	7,947 psi
CEDAR		1,367 psi	1,711 psi	5,370 psi
PINE		1,848 psi	2,288 psi	4,215 psi




WALL DRAIN PRO

Meet **WALDO!**
THE UNIVERSAL WALL DRAIN



SWD-BL BLACK
SWD-GR GREY
SWD-BE BEIGE

- Designed for all 3" - 8" blocks.
- Easy installation
- Esthetically pleasing
- Reduced labour costs / No more cutting holes
- Height easily modified for use with any size block or timber
- Male end snaps into 4" TEE
- Case pack - 12 pcs
- Available in Black, Grey or Beige



**AVOID
UNSIGHTLY
DRAINS**



GET **HAMMERED** WITH



**MADE
IN
GERMANY**

HALDER

ALL HAMMERS CARRY A LIFETIME WARRANTY!!

**STH-416
Paver Mallet**



3.5 Lbs

Perfect for Large Wall Projects
 • 13" Hickory Wood Handle
 • Cast Iron Head Casting
 • 2-3/8" (60mm) Changeable Inserts
 • Overall Length - 16"

**STH-416SU
Stand Up Paver Mallet**



This hammer features a special "Stand-Up" insert that is incorporated into the housing and ensures back-friendly working and reduces the need to bend over.

Inserts available:

- STH-416A:** Black - Composite Rubber Medium Hard
- STH-416B:** Red - Plastic/Hard
- STH-416C:** Blue (Non-Marring) - Soft
- STH-416D:** Stand Up Paver Head - Medium Hard



**STH-417
Baseplex Paver Mallet**



3.2 Lbs


The Universal Hammer
 • Ash Wood Handle
 • Zinc Die Cast Head
 • 2" (50mm) Changeable Inserts
 • Overall Length - 13.25"

Inserts included:

- STH-417A:** White - Nylon/Hard
- STH-417B:** Red - Plastic/Hard



**STH-418
Sledge Mallet**



7.4 Lbs

The Ultimate Sledge Mallet
 • 31" Hickory Wood Handle
 • 7lb Cast Iron Head Casting
 • 3-1/8" (80mm) Changeable Inserts
 • Overall Length - 31.4"

Inserts included:

- STH-418A:** Black - Composite Rubber/Medium Hard
- STH-418B:** White - Superplastic/Medium Hard



**STH-419
Wall Paver Mallet**



6.6 Lbs

Ideal for Retaining Wall Cap/Stones
 • 19" Hickory Wood Handle
 • Cast Iron Head Casting
 • 3-1/8" (80mm) Changeable Inserts
 • Overall Length - 19.25"

Inserts included:

- STH-419A:** Black - Composite Rubber/Medium Hard
- STH-419B:** White - Nylon/Hard



Dead Blow



1.6 Lbs

- STH-420 40mm 1.57"**
- STH-421 70mm 2.75"**

The Only Dead Blow to use
 • Hickory Wood Handle
 • Two white nylon changeable inserts
 • Overall Length - 14"-14.5"



5.5 Lbs

Inserts included:

- STH-420A:** White - Nylon/Hard
- STH-421A:** White - Nylon/Hard



GET **HAMMERED** WITH



ALL HAMMERS CARRY A LIFETIME WARRANTY!!



STH-429 Problem Solver Brick Hammer

- 11" Total Length
- 1" Face Diameter
- Quality Forged Steel
- Anti-Vibration Grip
- Unique "Toothed" Brick Hammer Design
- **1.32 Lbs Total Weight**



STH-430 Black Giant Brick Hammer

- 11" Total Length
- Quality Forged Steel
- Anti-Vibration Grip
- **1.32 Lbs Total Weight**



STH-431 Stone Sledge

- 10.6" Total Length
- Black Powdered Coated, Corrosion-Resistant Head
- Made from special hardened and tempered PICARD steel
- Slightly Curved Face
- Dual Curved Ash Handle
- **2.75 Lbs Total Weight**



STH-432 Long Handle Stone Sledge

- 31.4" Total Length
- Black Powdered Coated, Corrosion-Resistant Head
- Made from special hardened and tempered PICARD steel
- Ash Handle
- Slightly Curved Face
- **11 Lbs Total Weight**



SUREFOOT

HARDSCAPE PRODUCTS INC.

ACCESSORIES AND TOOLS



STH-411 Deluxe Paver Persuader

Galvanized steel handle /
Angled rubber head

- Weight - 8 lbs
- 36" Handle
- Warranty: 7 years, except pads



STH-412 Double Headed Paver Mallet

Galvanized steel handle /
Flat rubber head

- Weight - 5.5 lbs • 15" Handle
- Warranty: 7 years, except pads



STH-414 Dead Blow

4 lbs.
Case of 12



STH-415 Rubber Mallet

32 oz.
Case of 24



MAT FOLEY UNIVERSAL PAVER MAT



SF-MAT High-Modulus Polyethylene Thermoplastic


- Attaches to many different plate compactors with its universal size of 19" wide x 24" long x 0.25" thick. Flexible front lip.
- Mat includes 1 pair universal aluminum mounting brackets.
- Allows for a quick attachment at any point during a project without slowing down the job.
- Keeps the travel speed and compaction force you need when making that critical final pass over the pavers and poly sand.
- Lasts for a long time because it has a high abrasion resistance and low coefficient of friction.
- May be cut down to small sizes.

PW-1580 Clear Pallet Stretch Wrap

- Ideal for all Stoneward material
- Durable film resists punctures for increased load retention
- Clear film to keep your wrapped products visible
- Cast hand wrap, 2-sided cling
- 15" x 1500' x 80 gauge
- 4 Rolls per case
- 48 Cases per pallet



Aluminum SSR-210 Screed Rail



Lightweight 1" x 8'
0.25" Diameter

Aluminum SSR-211 Screed Bar



Super Light 4'
Hollow 1" x 4" 8'

SSR-212 EZ Screed Machine

A faster way to get the job done and accomplish a perfectly level surface. The EZ Screed Machine is expandable to cover surfaces from 30" to 48" wide. Efficient spreading and screeding tool for multi applications. Upright handle will help save your back and knees when spreading bedding materials.

- Weight: 46.3 lbs
- Handle height: 55.1"
- Handle length: 51.1"
- Min. width setting: 29.2"
- Max. width setting: 48.8"
- Wheel: 9.8"
- Surface Treatment: Powder Coated Yellow
- Product dimensions: 28.8 x 19.7 x 15.8 inches
- Warranty: 7 years, except wear parts



VIDEO LINK



Chisels

Ideal for Brick
Case of 12

- SCL-211** 3"
- SCL-212** 4"



- SCL-213** 3" / 1.8 LBS
- SCL-214** 4" / 2.4 LBS

- 3.14" Width
- Black Powder Coated, Corrosion-Resistant
- Tapered
- For stone working, beating silts or patterns in soft stone
- Also suitable for Natural Stone



SPB-312 Paver Aligning Bar

Useful and strong device to adjust blocks. The knife is hardened. The body can stay upright during use of the spacing.

- Weight: 5.3 lbs Length: 39.4"
- Surface Treatment: Powder Coated Yellow
- Product dimensions: 39.8 x 15.8 x 7 inches
- Warranty: 7 years, except wear parts



STG-241 Economy Knit

Rubber/Latex Coated Palm
Available by the Dozen.
Case packs only.
XL Only
U.S. 30 Dozen Minimum Purchase



Caulking Guns

Heavy Duty Construction
STC-221 9" Case Pack 24
STC-222 13" Case Pack 12



Stiff Bristle / Exterior Broom

- SLB-18** 18"
- SLB-24** 24"



Landscaping / Grading Rake

- SLR-36** 36"
- SLR-48** 48"



- All aluminum construction
- Won't rust



UREFOOT

HARDSCAPE PRODUCTS INC.

LIFTING EQUIPMENT



	Capacity	Rise	Depth
T600	600 lbs	6"- 8"	12"- 25"
T1200	1200 lbs	6"- 8"	20"- 35"



Jed Clamp It/ Tread/Curb Clamp

- J900** 4"- 22" max width 900 lbs max weight
- J2400** 8"- 32" max width 2400 lbs max weight
- J3000** 12"- 42" max width 3000 lbs max weight

STH-424 Curb Lifter

- Range 1/2" - 10" • Weight - 10 lbs
- Warranty: 7 years, except wear parts



SPB-313 Handy Man Paver Lifter Small

This clamp is perfect for the laying and transport of bricks.

- Weight: 3.8 lbs Min. range: 11.4"
- Max. range: 20.8" Max. load: 50.7 lbs
- Surface Treatment: Powder Coated Yellow
Product dims: 12.6 x 7.4 x 2.1 inches
- Warranty: 7 years, except wear parts



VIDEO LINK

STH-425 Two Man Curb Lifter

- Range 19.5" - 43"
- Weight - 25 lbs
- Max Weight - 330 lbs
- Detachable for Skid Steer/Bobcat
- Galvanized - won't rust
- Warranty: 7 years, except wear parts



VIDEO LINK



STH-426 Two Man Curb Stone Lifter

- Range - 1/2" - 23.5"
- Weight - 26 lbs
- Depth - 8.25
- Max Weight 440 lbs
- Warranty: 7 years, except wear parts



VIDEO LINK

STH-428 "Smart Grip" Lifting Clamp

Ideal for handling stone with flat surfaces Attachable to loading crane, mini-excavator/skid steer to allow one person to guide for precise placement. Two handles also allowing for a two-man manual operation.

- Range - 1/2" - 16.5" • Weight - 28 lbs
- Depth - 5.5 • Max Weight 1200 lbs
- Warranty: 7 years, except wear parts



VIDEO LINK



7 YEAR WARRANTY



VIDEO LINK



**SPB-315XL
XL-Cartman
EZ Paver/Slab Lifter**

Ergonomic design can lay slabs hands free

- Lifts from 11.8" - 39"
- Weight 50 lbs. • Tough powdercoat
- Short arm adjustable from 11.8" to 21.6"
- Long arm adjustable from 23" to 40"
- Warranty: 7 years, except wear parts

**GREAT FOR
LIFTING LARGE SLABS
EASES THE STRESS
ON YOUR BACK!**



**SPB-315
Cartman EZ Paver/
Slab Lifter**

The Cartman EZ Paver/Slab Lifter is the perfect device for paving slabs. You can transport slabs from 11.8"- 23.6" with a max. weight of 176 Lbs. The compact dimensions and wheelbase guarantee easy turning and the ability to get into tight spaces. Upright handle and the two pneumatic tires make this lifter a pleasure to handle.

- Weight: 33.1 lbs • Clamping depth: 1.5"
- Max. load: 176 lbs • Tire pressure: 36ppi
- Min. width setting: 11.8"
- Max. width setting: 23.6"
- Surface Treatment: Powdercoated yellow
- Product dimensions: 53.2 x 22.4 x 11 inches
- Warranty: 7 years, except wear parts



VIDEO LINK



7 YEAR WARRANTY

**SPB-311
Paver Extractor
Adjustable
7.8" - 11.8"**

- Galvanized - won't rust
- Warranty: 7 years, except blades



VIDEO LINK



**SPB-317
Big Mouth Paver/
Slab Lifter**

7 YEAR WARRANTY

Put away your screwdrivers when trying to extract pavers. This lifter is designed to extract pavers from 4" to 12.5" and is a real time saver.

- Weight: 11 lbs
- Min. width setting: 4"
- Max. width setting: 12.5"
- Surface Treatment: Galvanized
- Product dimensions: 20" x 12" x 28"
- Warranty: 7 years, except wear parts



VIDEO LINK





UREFOOT

HARDSCAPE PRODUCTS INC.

LIFTING EQUIPMENT

SPB-316

EZ Paver/Slab One Hand Lifter

Ideal tool for lifting plates without bending. The ergonomic way of transporting slabs. This tool is not designed for mechanical lifting.

- Weight: 5.8 lbs
- Max. load: 132.2 lbs
- Min. width setting: 7.9"
- Max. width setting: 24"
- Surface Treatment: Powder Coated Yellow
- Product dimensions: 20.5 x 7.9 x 4.3
- Warranty: 7 years, except wear parts



VIDEO LINK

STH-434

Octopus Lifting Clamp

Suitable for handling steps, curbs, L-stones, etc. with a lifting device. Easily adjustable quick spring bolt opening. Curved curb stones are also gripped securely, as the gripper has an inside height of 7" enabling grip from underneath. Automatically opens upon release.

- Weight: 73 lbs • Clamping depth: 7.4"
- Max. load: 1322 lbs • Min. width setting: 1.9"
- Max. width setting: 23.5"
- Surface Treatment: Powder Coated Yellow
- Product dimensions: 26" x 23" x 33"
- Warranty: 7 years, except wear parts



VIDEO LINK



7 YEAR WARRANTY

NEW LOWER PRICE



GRABO Pro 2.0

SFGLS



VIDEO LINK

Kit Includes:

GRABO Pro-Lifter comes as a complete unit, with pre-installed battery and vacuum seal.



That is not all. There are other accessories in the kit, including a multi-socket charger and a heavy duty carry bag. The complete kit is packaged in a functionally design colourful box.

Package Contents:

- 1 GRABO Pro Tool (2021 Model with digital display)
- 1 Multi-socket charger
- 1 Battery (preinstalled on the tool)
- 1 Seal (preinstalled on the tool)
- 1 Tough Oxford fabric carry bag
- Operator's manual in English



GRABO Pro 2.0 Weight lifting safety parameters

Material / Direction	Glass	Ceramic tiles	Metal	Plastic	wood	Rough Slate	Rough Concrete	Dry Wall
 PERPENDICULAR HOLD	375 Lbs (170 kg)	375 Lbs (170 kg)	242 Lbs (110 kg)	220 Lbs (100 kg)	220 Lbs (100 kg)	176 Lbs (80 kg)	176 Lbs (80 kg)	165 Lbs (75 kg)
 PARALLEL HOLD	265 Lbs (120 kg)	265 Lbs (120 kg)	242 Lbs (110 kg)	220 Lbs (100 kg)	143 Lbs (65 kg)	176 Lbs (80 kg)	176 Lbs (80 kg)	143 Lbs (65 kg)

GRABO ACCESSORIES



ERGUO SI Attachment
Ergonomically designed attachment allows the worker to operate the GRABO tool without bending.

SFGLER



High-capacity battery
A full battery charge delivers up to 900 operating cycles or 1.5 hours of uninterrupted run time. Can be used with all models except GRABO H.

SFGLBP



Extra Seals
Replacements for worn seals with diminished lifting capacity. Patented high friction foam-rubber seal fits all GRABO models.

SFGLGS



RockSeal™
New seal system that fits all GRABO models, including Nemo GRABO, GRABO Pro-lifter 2.0, RTC tools Grabo, FXAH-120 Probst GRABO, Topspin Powertools GRABO and other co-branded units. This patented seal is designed specifically for extremely rough stone and rock surfaces with up to 10mm surface profile.

SFGLRS

GRABO High Flow

SFGLHF

LIFTS EXTREMELY POROUS HEAVY MATERIALS

The powerful handheld vacuum tool GRABO High Flow grips extremely porous stone and heavy materials. Where the GRABO leaves off, the HIGH FLOW picks up. With a **vacuum flow rate of 1.5 cubic meters per minute**, never before has there been a handheld portable vacuum tool this powerful that grips the most porous materials out there. Features a new pistol grip design. Easily lift, grip, move, or install heavy and porous materials on the job site with precision and reliability.


GRABO® High Flow lifting capacity

NOTICE The GRABO® High-Flow was tested up to 57.6 kg (127 lbs) with no suction plate attached, 130 kg (287 lbs) with the 300*300 suction plate, and 256 kg (564 lbs) with the 400*400 suction plate at maximum lifting force under ideal conditions. However, this figure is the breaking point under optimal lab testing conditions and must never be reached in real-world applications!

- GRABO High Flowkit includes:
- GRABO® High-Flow tool
- Suction plate 300 with SMART CUT foam seal
- Two (2) GRABO HIGH FLOW batteries
- Battery Charger
- T-Bar handle attachment with wired remote control ON/OFF Cable
- Spare SMART CUT foam seal 300
- Extra Filter • Operator's manual
- HIGH FLOW Canvas Carrying Case
- Suction Plate 400 available as an add-on, but not included in kit.



#300 Suction Plate | 11.8"x7.2"x5.8"



Specifications:

Model / SKU	GHF-V1
Dimensions	300 x 184 x 148 mm / 11.8 x 7.2 x 5.8 inches
Net Weight (with the 300*300 add-on & battery)	2.8 kg / 6.2 lbs
Rated Air Flow	1500 L/min (1.5m³/min)
Maximum Vacuum Rate	-0.20 Bar (-20 kPa)
Suction Power	80W
Working Temperature	0°- 60°C (32°F - 140°F)

Lifting force chart

PRESSURE VALUE		NO ATTACHMENT		SUCTION PLATE 300		SUCTION PLATE 400	
PSI	BAR	Lbs	Kg	Lbs	Kg	Lbs	Kg
3.0	0.2	75	34	150	68	242	110
2.5	0.17	66	30	134	60.7	220	100
2.0	0.137	50.7	23	108	49	205	93
1.5	0.1	32.4	14.7	73.4	33.3	176	80
1.0	0.06	22	10	50.7	23.3	96	43.5





UREFOOT

HARDSCAPE PRODUCTS INC.

SPLITTERS



SF 3300

- Fixed hardened galvanized knife, 4 edges
- Range - 1/2" - 6"
- Blade Length - 13"
- Weight - 80 lbs
- 2 spindles to adjust height

- Holding plate
- Spring Loaded Cut
- *7 Year Warranty
- *Except wearing parts



SF 4300

- Fixed hardened galvanized knife, 4 edges
- Range - 1/2" - 6"
- Blade Length - 17"
- Weight - 125 lbs
- 2 spindles to adjust height

- Holding plate
- Spring Loaded Cut
- *7 Year Warranty
- *Except wearing parts



SF 4300 EX - EXTRA HEIGHT

- Ideal for slab stones and blocks of rocks
- Fixed hardened galvanized knife, 4 edges
- Range - 1/2" - 11.8"
 - Blade Length - 17"

- Weight - 145 lbs
- 2 spindles to adjust height
- Holding Plate
- Spring Loaded Cut
- *7 Year Warranty
- *Except wearing parts

STH-427 Tom Thumb Mini Bric

- Range - 0" - 4.5"
 - Blade Length - 4.5"
 - Weight - 6 lbs
- 7 Year Warranty



VIDEO LINK



FBS 40 Fairport Block & Paver Splitter

Designed for splitting:

- Retaining Wall
- Cap Stone
- Rough Cut Face Stone
- Paving Stones
- Granite and most other flat stone materials on the market today
- Spring loaded tray for angled "undercuts" when cutting pavers.

Easy one dial system:

For perfect cuts every time (No need to set screw every time when cutting same size stone)

Great cutting range:

Cutting width: 16"
Cutting height: 8.3"
Weight: 135 lbs



VIDEO LINK

FBS 60
Fairport Hydraulic Block & Brick Splitter

Designed for splitting:

- Retaining walls
- Cap stone
- Rough cut face stone
- Granite
- Paving stones - and most other flat stone materials on the market today
- Over 20 ton cutting force
- Spring loaded tray for angled “undercuts” when cutting pavers
- Adjustable blade height for all “flat faced” products up to 235 mm

- Cutting width; 25.6”
- Cutting height; 9.25”
- Length; 28.74”
- Width; 32.38”
- Height; 40.95”
- Weight; 218.26 lbs



VIDEO LINK



LITE ON
RETAINING WALL LIGHT



FEATURES

- 20,000 Hour Lifespan
- Energy Efficient - 1.9 Power Watt That Emits “Warm” Light
- 30 SMD High Output LED’s Per Fixture
- 5 Year Warranty (When Used With Approved DC Transformer)
- Waterproof Design - 1P66 Rating*
- UV Treated Polycarbonate Lens - Will Not Brown Or Yellow
- Quick And Easy Installation - Comes With 6ft Lead Wire
- 30 Year Warranty On Corrosion Resistant Powder Coated Finish
- Heavy Duty Die Cast Aluminum Body

Dimensions:
 7.75” Wide x .75” Tall x 1” Deep


Available Colours:



•Bronze Sparkle
LITEONBS



•Matte Black
LITEONMB



•Classic Brown
LITEONCB





SLIMSHADY RETAINING WALL LIGHT

- Voltage: 12V AC/DC
- Beam Degree: 120°
- Housing: Stainless Steel
- Dimensions: 6-7/8" x 3-3/4" x 1/2"
- Pigtail Length: 54"
- Wattage: 2W
- Lumen Output: 180 Lumens
- Number of LEDs: 6 SMD
- Color Temp: Warm White 2700K



SLIMGREY



SLIMBLACK

CYCLOPS PAVER LIGHT

- Voltage: 12V AC/DC
- Lens: Frosted
- IP Rating: 67
- Mounting Hole Diameter: 1.25"
- Width of Bezel: 1.5"
- Pigtail Length: 11.75"
- Wattage: 0.5W
- Lumen Output: 44
- Number of LEDs: 2
- Color Temp: Warm White 2700K



NEW
LOWER
PRICE



- Outdoor Lighting
- Excellent for hardscape applications
- Ideal for adding light to any outdoor application including rock walls and retaining walls
- Length: 6.9"
- Wiring: Plug & Play
- Voltage: 12V AC/DC
- Beam Degree: 120°
- Housing: Stainless Steel
- Dimensions: 6.9" x 3.75" x 0.5"
- Pigtail Length: 5ft
- Wattage: 1.8 Watts
- Colour Temp: Warm White - 2700K
- Low power consumption: 1.8W



EZL110GR

Hardscape Retaining Wall Light
6.9" Grey Trim - 2700K Warm White



EZL110BR

Hardscape Retaining Wall Light 6.9"
Brown Trim
2700K Warm White



EZL111BR

Hardscape Retaining Wall Light LED
13.2" Brown Trim
2700K Warm White



EZL111GR

Hardscape Retaining Wall Light LED
13.2" Grey Trim
2700K Warm White



EZL103AB



- Sturdy brass MR16 accent light
- Angled glare shield length adjustable from 130 mm to 155 mm
- No tools required to relamp, aim the luminaire or adjust the glare shield.
- Stake included
- **Lamp not included. See page 31 for a selection of MR16.**
- **5 year warranty**

EZL102AB



- Sturdy brass MR08 accent light
- Angled glare shield length adjustable from 80 mm to 110 mm
- No tools required to relamp, aim the luminaire or adjust the glare shield.
- Stake included
- **Lamp not included. See page 31 for a selection of MR08.**
- **5 year warranty**

EZL104AB



- Sturdy brass bi-pin mini flood
- 2.5W, 3000°K, **LED bi-pin already installed in the fixture**
- G4 socket
- Stake Included
- Bulb Included
- **5 year warranty**


EZL107



- Voltage: 12V AC/DC
- Pigtail Length: 36"
- IP Rating: 67
- Dimensions: 3.54" x 2.36"
- Wattage: 6W
- Color Temp: 3000K Warm White
- Lumen Output: 480
- Beam Degree: 45°
- Innovative solid state COB LED technology
- Simple to install • Non-Dimmable
- Low power consumption
- **HARDWIRE** Wiring



EZL108




2-way splitter attached to fixture which allows for daisy chain connection (1 x 1.5 ft for main cable & 2 x 3 ft with male and female connector).

Metal stake included.

- Voltage: 12V DC
- IP Rating: 65
- Dimensions: 15" Tall
- Color temp: Warm White (2700K-3000K)
- Beam Degree: 165°



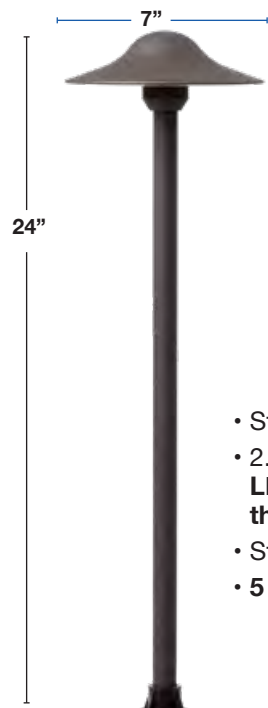
EZL109



2-way splitter attached to fixture which allows for daisy chain connection (1 x 1.5 ft for main cable & 2 x 3 ft with male and female connector)

Metal stake included


- Voltage: 12V DC
- IP Rating: 65
- Dimensions: 18" Tall
- Width: 1.96"
- Depth: 1.96"
- Base: 2.75"
- Color temp: Warm White (2700K-3000K)
- Beam Degree: 360°
- Lunen Output: 500



- Sturdy brass construction
- 2.5W, 3000°K, **LED bi-pin already installed in the fixture**
- Stake included
- **5 year warranty**

EZL106AB
EZL106BBK

- Metal Stake Included
- Applications: Path, Garden and Landscape
- Simple to install
- Low power consumption
- Waterproof
- Plug and Play Wiring (can be used with a hardwire system simply by clipping off the connector)
- Dimmable (when used with a dimmable transformer)
- Voltage: 12V AC/DC
- Pigtail Length: 59"
- IP Rating: 67
- Dimensions: 16" tall
- Wattage: 3W
- Color Temp: 3000K Warm White
- Housing: Stainless Steel
- Housing Color: Powder Coated Black



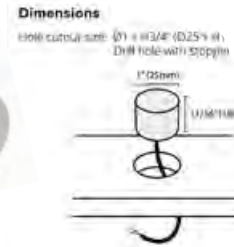
EZL105AB

PAVER SPOT



PAVER SPOT / DECK DOT

- Trimless flush mount light
- Plug and Play Wiring - ends can be clipped off to use with a HARDWIRE system
- Applications: deck, step, plinth, patio, pavers, etc.
- White PC housing • Fully sealed for outdoor use • > 85 CRI
- Voltage: 12V AC/DC
- IP Rating: 67
- Mounting Hole Dia: 1"
- Housing Height: 0.9"
- Pigtail Length: 12"
- Wattage: 0.5W
- Lumen Output: 38
- Number of LEDs: 1
- Color Temperature: 2700 K



DC TRANSFORMERS

- 36, 60 watt versions
- DC specific constant even power supply • 2 year warranty
- Waterproof (IP66) suitable for indoor or outdoor use
- Over voltage and thermal protection • UL and ETL Safety rated



AC TRANSFORMERS

- 60, 100 and 150 watt versions • 2 year warranty
- Waterproof (IP66) suitable for indoor or outdoor use
- Over voltage and thermal protection
- UL and ETL Safety rated • Built in photocell / timer



PHOTOCELL TIMER

- Indoor or Outdoor use
- Multiple time on/off settings
- 1 yr warranty • Photo activated for hassle free on/off



Wire Splicer - Hardwire to Plug and Play (2-pack)

- One wire with a female connector to be connected to our plug and play lights and a hardwire end to be connected to a hardwire transformer.
- One wire with a male connector to be connected to our plug and play transformer and a hardwire end to be used with hardwire lights.



LOW VOLTAGE WIRE

- Outdoor Rated, UL approved
- 16 Gauge Wire - 100' rolls - Suitable for runs over 75'



OUTDOOR GEL WIRE NUTS

- UL approved
- 10 per pack





75W Model

Transformer : 75W

- 75W Transformer
- Sturdy stainless steel built
- Output taps: 12 and 15 Volts
- Built-in mechanical timer and photocell plug
- Epoxy encapsulated toroid coils for higher efficiency and lower heat generation
- Thermal protection with auto-reset on the primary side
- Secondary side magnetic circuit breaker
- Drop down bottom
- **10 year warranty**

Lamp	Base	Volts	Product #	Watts	Beamspread	Color	Lumens	CRI	Avg. Life	MOL
MR16	GU5.3	12	EZL219	4	30°	3000°K	310	80+	25 000	50 mm
			EZL220	4	45°	3000°K	310	80+	25 000	50 mm
			EZL221	4	60°	3000°K	310	80+	25 000	50 mm



FC • 5 year warranty

Lamp	Base	Volts	Product #	Watts	Beamspread	Color	Lumens	CRI	Avg. Life	MOL
MR16	GU5.3	12	EZL240	7	45°	3000°K	475	80+	25 000	50 mm



FC • 5 year warranty

Lamp	Base	Volts	Product #	Watts	Beamspread	Color	Lumens	CRI	Avg. Life	MOL
MR08	GU4	12	EZL201	2.5	30°	3000°K	160	80+	25 000	36 mm
			EZL202	2.5	80°	3000°K	160	80+	25 000	36 mm



FC • 5 year warranty

**WE WILL
ROCK YOU!**



VIDEO LINK



SUREFOOT

HARDSCAPE PRODUCTS INC.

1.877.442.4457 WWW.SUREFOOTEDGING.COM

INFO@SUREFOOTEDGING.COM

Follow us on:



You Tube