



HARDSCAPE COLLECTION

VOLUME 119

LEONA
TITAN GREY



MADE IN
ONTARIO





HARDSCAPE COLLECTION

VOLUME 119

CONTENTS

Product Application Legend	1
Inspiration	2-3
Brown's Colour Collection	4-7
Grand Ledge	10-11
Outcropping	12-13
Northface	14-15
Rockton	16
Dimensional Wall	17
Belvedere	18
Wedgestone	19
Random Steps	20
Dimensional Steps	21
NEW Leona	24-25
Amberley	26-27
Appian 70 & Appian 50	28
Appian XL	29
Aztec 70 & Aztec 50	30
Athenian	31
Grand Flagstone	32-33
Superior Steppers	34
Nordic	35
Acquavia 80	36
Belgium	37
Belvedere Fire Pit Kit	40
Dimensional Fire Pit Kit	41
Rockton Fire Pit Kit	42
Oxford Fire Pit Kit	43
Stone Edge, Driveway & Millstone Curbs	44
Montana and Riviera Coping & Caps	45
Colour Charts	47

BROWN'S CONCRETE PRODUCTS - HERE FOR OUR CUSTOMERS AND OUR COMMUNITY.

Since 1907, we have been providing customers with quality concrete products for building and landscape projects.

Ensuring our customers receive quality product, excellent customer service and incredible value is of the utmost importance.

It is truly an amazing experience to see a project come to life and to see the smile when a dream and a vision become reality.

Thank you for being part of the journey and the great experience.

Brown's Concrete Products.

PRODUCT APPLICATION LEGEND



SUITABLE FOR DRIVEWAYS



SUITABLE FOR COMPACTOR USE



SUITABLE FOR WALLS



SUITABLE FOR COMPACTOR USE WITH RUBBER PAD



PERMEABLE PAVER



SUITABLE FOR ROADWAYS



SUITABLE FOR PEDESTRIANS



SUITABLE FOR PATIO AND PORCH OVERLAYS



SUITABLE FOR STAIRS





SUCTION LIFT



ROCKTON
FOND DU LAC

SUPERIOR STEPPERS
FOND DU LAC





GRAND LEDGE
MANITOU

ROCKTON
MANITOU



BELVEDERE FIRE PIT KIT
MANITOU



DIMENSIONAL STEPS
MANITOU

APPIAN
BLACKWOOD



ROCKTON
FOND DU LAC

INSPIRATION

THE BROWN'S COLOUR COLLECTION

COLOUR IS AT THE HEART OF DESIGN





SILVER SHADOW



ISLAND SHORE



TITAN GREY



MOCHA TAN



DRIFTWOOD



GRANITE



MIDNIGHT CHARCOAL



NIPISSING



BLACKWOOD



CHARCOAL



FAIRBANKS



APPLAN
BLACKWOOD

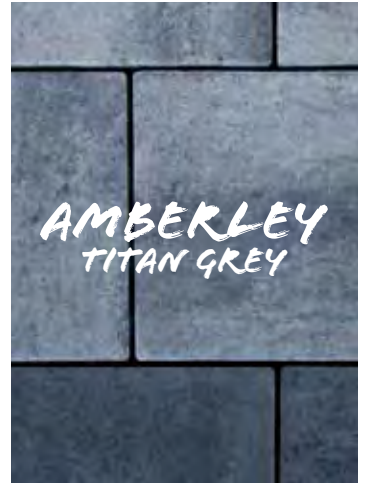
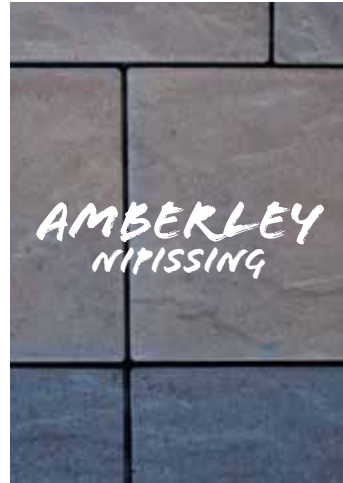


SOLDIER
MIDNIGHT CHARCOAL



MIDNIGHT
CHARCOAL


A soldier course brings contrast, character, and cohesion to your outdoor space. By pairing complementary pavers, you can highlight shapes, frame patterns, and give every project a crisp, finished look that stands out from the rest.

THE DETAILS DEFINE THE DESIGN



Grand Ledge 10-11
Outcropping 12-13
Northface. 14-15
Rockton. 16
Dimensional Wall 17
Belvedere. 18
Wedgestone 19
Random Steps 20
Dimensional Steps 21





ROCKTON
FOND DU LAC

GARDEN WALLS,
RETAINING WALLS,
AND STEPS




MANITOU ↗




GRAND LEDGE


THE NATURAL LOOK




72" L x 12" H x 20" D
1829mm x 305mm x 508mm



60" L x 12" H x 20" D
1524mm x 305mm x 508mm




48" L x 12" H x 20" D
1219mm x 305mm x 508mm




36" L x 12" H x 20" D
915mm x 305mm x 508mm

Grand Ledge and Grand Ledge Corners sold in full bundles.



CORNERS


50.5" L x 12" H x 25.5" D
1283mm x 305mm x 648mm



46" L x 12" H x 21" D
1168mm x 305 x 533mm



42.75" L x 12" H x 19.75" D
1086mm x 305mm x 502mm



35.25" L x 12" H x 24.25" D
895mm x 305mm x 616mm

Dimensions are nominal due to the surface texture.



COPING

54" L x 12" H x 20" D
1372mm x 305mm x 508mm



OUTCROPPING

A FAVOURITE CHOICE FOR
SHORELINE CONTROL

PALLET 'A'



42" L x 12" H
1067mm x 305mm



48" L x 12" H
1219mm x 305mm



60" L x 12" H
1524mm x 305mm



66" L x 12" H
1676mm x 305mm

PALLET 'B'



24" L x 6" H
610mm x 153mm



36" L x 6" H
915mm x 153mm



48" L x 6" H
1219mm x 153mm



36" L x 12" H
915mm x 305mm





54" L x 12" H
1372mm x 305mm



72" L x 12" H
1829mm x 305mm

All pallets are sold in full pallet quantities only.
See Resource Guide for additional sizes and options.







MANITOU ↗



MANITOU



NORTHFACE

A NATURALLY TEXTURED FACE



72" L x 18" H x 24" D
1829mm x 457mm x 610mm



36" L x 18" H x 24" D
915mm x 457mm x 610mm



6' COPING
72" L x 7" H x 30" D
1829mm x 178mm x 762mm



3' COPING
36" L x 7" H x 30" D
915mm x 178mm x 762mm

Tolerances for this product are plus or minus 1/2" (12.7 mm).

ROCKTON

A NATURALLY TEXTURED FACE AND LINEAR PIECES



42" L x 6" H x 10.5" D
1067mm x 153mm x 267mm



30" L x 6" H x 10.5" D
762mm x 153mm x 267mm



21" L x 6" H x 10.5" D
533mm x 153mm x 267mm




12" L x 6" H x 10.5" D
305mm x 153mm x 267mm



CORNER
21" L x 6" H x 10.5" D
533mm x 153mm x 267mm
Corners are bundled separately.

Tolerances for this product are plus or minus 1/4" (6.4mm).





STRAIGHT

12" L x 4" H x 8" D
305mm x 102mm x 203mm



COPING

18 to 24" L x 2.5" H x 12.5" D
457 to 610mm x 64mm x 318mm



MANITOU



WINDSOR

DIMENSIONAL WALL

*NATURAL APPEARANCE IN A SIMPLE, EASY TO
INSTALL PRODUCT*

BELVEDERE[®]



RICH TEXTURES AND A RUSTIC SILHOUETTE



64 textures and sizes.

6" to 18" L x 3" to 6" H x 9" D


152 to 457mm x 76 to 152mm x 229mm

Coping and Column Caps available (see pages 46 and 47).

Tolerances for this product are plus or minus 1/4" (6.4mm).

CORNER & COPING

Corners and Coping are bundled separately.





WINDSOR ↗



MANITOU

WINDSOR





7.87" L (tapered to 5.9") x 3.92" H x 8.85" D
200mm (tapered to 150mm) x 100mm x 225mm

WEDGESTONE

A FAVOURITE FOR THE DIY
WEEKEND WARRIOR

RANDOM STEPS

CRAFTED WITH IRREGULAR CHARM
AND ENGINEERED PRECISION




6-FOOT STEP
72" L x 7" H x 30" D
1829mm x 178mm x 762mm



4-FOOT STEP
48" L x 7" H x 28" D
1219mm x 178mm x 711mm

Please refer to the Resource Guide for more sizes and shapes available for the 4 foot and 6 foot Random steps.





6-FOOT STEP
72" L x 7" H x 30" D
1829mm x 178mm x 762mm



4-FOOT STEP
48" L x 7" H x 18" D
1220mm x 178mm x 457mm



3-FOOT STEP
36" L x 7" H x 30" D
915mm x 178mm x 762mm
Available only in Manitou.

DIMENSIONAL STEPS

SLEEK, STURDY, AND EFFORTLESSLY NATURAL

NEW Leona 24-25
Amberley 26-27
Appian 70 & Appian 50 28
Appian XL 29
Aztec 70 & Aztec 50 30
Athenian 31
Grand Flagstone 32-33
Superior Steppers 34
Nordic 35
Acquavia 80 36
Belgium 37






SUPERIOR STEPPERS
MANITOU


PAVERS & SLABS

NEW LEONA


THIS DURABLE 60MM PAVER IS PERFECT FOR DRIVEWAYS, WALKWAYS AND PATIOS




9.05" L x 4.52" W x 2.36" D
230mm x 115mm x 60mm



9.05" L X 9.05" W x 2.36" D
230mm x 230mm x 60mm




13.58" L x 9.05" W x 2.36" D
345mm x 230mm x 60mm





TITAN GREY ↗



TITAN GREY



MOCHA TAN



SILVER SHADOW



ISLAND SHORE




AMBERLEY


DESIGNED AT 60MM THICKNESS, IT'S IDEAL FOR ALL RESIDENTIAL APPLICATIONS



9.05" L x 4.52" W x 2.36" D
230mm x 115mm x 60mm




9.05" L X 9.05" W x 2.36" D
230mm x 230mm x 60mm



13.58" L x 9.05" W x 2.36" D
345mm x 230mm x 60mm





DRIFTWOOD



BLACKWOOD



DRIFTWOOD




NIPISSING



NEW TITAN GREY
LEONA PAVER SWATCH



NEW MOCHA TAN
LEONA PAVER SWATCH




BLACKWOOD



BLACKWOOD



DRIFTWOOD



NIPISSING



13" L x 6.5" W
330mm x 165mm
Available in 2.76" and 1.97" depth (70mm and 50mm)




MIDNIGHT CHARCOAL
Midnight Charcoal is available only in Appian 70mm & Appian 50mm Soldier.




NEW TITAN GREY
ONLY AVAILABLE IN 70MM



NEW MOCHA TAN
LEONA PAVER SWATCH
ONLY AVAILABLE IN 70MM



13" L x 13" W
330mm x 330mm



19.5" L x 13" W
495mm x 330mm




APPIAN SOLDIER
13" L x 6.5" W
330mm x 165mm

APPIAN 70 & 50


STYLE, CURB APPEAL AND DISTINCTION THAT RIVALS OTHER PRODUCTS

APPIAN XL

CONTEMPORARY STYLE IN A GRAND FORMAT



APPIAN XL
32.5" L x 19.5" W x 2.76" D
826mm x 495mm x 70mm



BLACKWOOD

NIPISSING



BLACKWOOD




AZTEC 70 & 50

A PERFECT CHOICE FOR WALKWAYS,
PATIOS AND DRIVEWAYS



13" L x 6.5" W
330mm x 165mm



13" L x 13" W
330mm x 330mm



19.5" L x 13" W
495mm x 330mm



AZTEC SOLDIER
13" L x 6.5" W
330mm x 165mm

Available in 2.76" and 1.97" depth (70mm and 50mm)



BLACKWOOD



DRIFTWOOD



NIPISSING



MIDNIGHT CHARCOAL


Midnight Charcoal is available only
in 50mm and 70mm Soldier.



**NEW* TITAN GREY*
ONLY AVAILABLE IN 70MM



**NEW* MOCHA TAN*
ONLY AVAILABLE IN 70MM



BLACKWOOD





TITAN GREY



6.42" L x 6.42" W x 2.76" D
163mm x 163mm x 70mm



9.65" L x 6.42" W x 2.76" D
245mm x 163mm x 70mm



12.87" L x 6.42" W x 2.76" D
327mm x 163mm x 70mm



16.10" L x 6.42" W x 2.76" D
409mm x 163mm x 70mm



NEW TITAN GREY
LEONA PAVER SWATCH



NEW ISLAND SHORE
LEONA PAVER SWATCH

ATHENIAN

STYLE AND CLASSIC APPEAL



MANITOU



LAYER 1
42" L x 38" W x 1.75" D
1067mm x 965mm x 45mm



LAYER 2
42" L x 38" W x 1.75" D
1067mm x 965mm x 45mm




LAYER 3
42" L x 38" W x 1.75" D
1067mm x 965mm x 45mm



LAYER 4
42" L x 38" W x 1.75" D
1067mm x 965mm x 45mm


GRAND FLAGSTONE

A PERFECT FIT



MANITOU





27" L x 21" W x 2" D
686mm x 533mm x 51mm

Eight different shapes are available per bundle



SUPERIOR STEPPERS

THE PATH TO A BETTER BACKYARD

NORDIC

A STAPLE IN THE HARDSCAPE INDUSTRY



NORDIC
7.91" L x 3.97" W x 2.36" D
200mm x 100mm x 60mm

Nordic is available in 80mm and
80mm Herringbone Pattern



BLACKWOOD



NIPISSING



GRANITE



CHARCOAL



MIDNIGHT CHARCOAL



FAIRBANKS

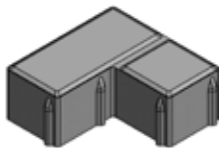


BLACKWOOD

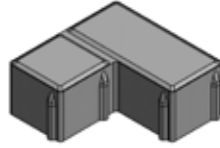




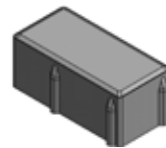
GRANITE



BLOCK 1
7.6" L x 7.6" W (3.7" at ends of "L") x 2.76" D
193mm x 193mm (93mm at ends of "L") x 80mm



BLOCK 2
7.6" L x 7.6" W (3.7" at ends of "L") x 2.76" D
193mm x 193mm (93mm at ends of "L") x 80mm



BLOCK 3
3.7" L x 7.6" W x 2.76" D
93mm x 193mm x 80mm



BLOCK 4
3.7" L x 3.7" W x 2.76" D
93mm x 93mm x 80mm


Permeable Interlocking Concrete Paver (PICP) designed for maximum efficiency through mechanical installation achieving a 6% void space for drainage

ACQUAVIA 80

THE GREENER CHOICE BENEATH YOUR FEET

BELGIUM

AN ORIGINAL IN A TEXTURED PAVER



11.8" L x 11.8" W x 2.36" D
300mm x 300mm x 60mm



8.9" L x 5.9" W x 2.36" D
225mm x 150mm x 60mm



Belvedere Fire Pit Kit 40
Dimensional Fire Pit Kit 41
Rockton Fire Pit Kit. 42
Oxford Fire Pit Kit 43
Stone Edge, Driveway & Millstone Curbs 44
Montana and Riviera Coping & Caps 45



*DIMENSIONAL FIRE PIT KIT
WINDSOR*



BELVEDERE FIRE PIT KIT
MANITOU

FIRE PIT KITS & CURBS

BELVEDERE FIRE PIT KIT

BRING WARMTH AND TIMELESS
CHARM TO YOUR BACKYARD



BELVEDERE® KIT
57" outside diameter x 14.5" H
1448mm x 368mm

See Resource Guide for installation details.



MANITOU



WINDSOR



MANITOU





DIMENSIONAL KIT
44" square x 12" H
1118mm x 305mm

See Resource Guide for installation details.



MANITOU



WINDSOR

DIMENSIONAL FIRE PIT KIT

MODERN AND EASY TO INSTALL

ROCKTON FIRE PIT KIT

BUILT STRONG, STUNNING, AND READY FOR YOUR BACKYARD'S NEXT STORY



ROCKTON KIT
51" square x 12" H
1295mm x 305mm

See Resource Guide for installation details.



MANITOU



FOND DU LAC



FOND DU LAC





BLACKWOOD



DRIFTWOOD



NIPISSING



GRANITE



OXFORD KIT
46" outside diameter x 12" H
1168mm x 305mm

See Resource Guide for installation details.

OXFORD FIRE PIT KIT

ELEGANT, COMPACT, AND TEXTURED




STONE EDGE CURB
36" L x 6" H x 7" D
915mm x 153mm x 178mm



EBONY



GRANITE



DRIVEWAY CURB
39" L x 6" H x 6" D
991mm x 153mm x 153mm



CHARCOAL




GRANITE




MILLSTONE CURB
24" L x 4.72" H x 3.94" D
610mm x 120mm x 100mm

STONE EDGE, DRIVEWAY & MILLSTONE CURBS

MONTANA AND RIVIERA COPING & CAPS



MONTANA PIER CAP
23.6" L x 2.95" H x 23.6" D
600mm x 75mm x 600mm



MONTANA COPING
21.3" L x 2" H x 10.6" D
541mm x 50mm x 270mm



RIVIERA CAP
23.6" L x 2.36" H x 11.8" D
600mm x 60mm x 300mm





CANADA'S FIRST METRIC BLOCK

BUILDING COMMUNITIES

CONCRETE BLOCK

THE ORIGINAL BROWN'S PRODUCT

SINCE 1907



1914

MADE IN SUDBURY, ONTARIO

COLOUR CHARTS

DRY CAST COLOURS

	AMBERLEY	LEONA	APPIAN 50/70	APPIAN 50/70 SOLDIER	AZTEC 50/70	AZTEC 50/70 SOLDIER	APPIAN XL	ATHENIAN	ACQUAVIA 80	NORDIC 80	NORDIC 60	BELGIUM 6X9	BELGIUM 12X12	MILLSTONE CURB	DRIVEWAY CURB	WEDGESTONE	OXFORD FIREPIT
GRANITE (NATURAL GREY)									●	●	●			●	●	●	●
CHARCOAL										●	●			●	●		
MIDNIGHT CHARCOAL				●		●					●	●					
BLACKWOOD	●		●		●		●				●	●	●			●	●
NIPISSING	●		●		●		●				●	●	●			●	●
DRIFTWOOD	●		●		●											●	●
FAIRBANKS											●						
TITAN GREY	●	●	●		●			●									
MOCHA TAN	●	●	●		●												
SILVER SHADOW		●															
ISLAND SHORE		●						●									

Don't see a product/colour combination? Ask about custom runs

WET CAST COLOURS

	GRAND LEDGE	NORTHFACE	OUTCROPPING	ROCKTON WALL	BELVEDERE WALL & COPING	DIMENSIONAL WALL & COPING	DIMENSIONAL STEPS	RANDOM STEPS	SUPERIOR STEPPERS	MONTANA COLUMN CAP & COPING	RIVIERA COPING	STONE EDGE CURB	ROCKTON FIREPIT	BELVEDERE FIRE PIT	DIMENSIONAL FIREPIT	GRAND FLAGSTONE
MANITOU	●	●	●	●	●	●	●	●	●				●	●	●	●
WINDSOR			●		●	●	●	●						●	●	
FOND DU LAC	●			●			●		●				●			
EBONY										●	●	●				
GRANITE										●	●	●				

● NOT AVAILABLE IN THE 3' STEP ASK US ABOUT FOND DU LAC IN OUR OTHER PRODUCT LINES.

WANT MORE INFO?
SCAN HERE TO CHECK OUT
OUR RESOURCE GUIDE





Brown's Concrete Products Limited
3075 Herold Drive, Sudbury, Ontario, Canada P3E 6K9

Telephone: 705-522-8220
Fax: 705-522-2732
Toll-free: 1-800-461-4888
Email: info@brownsconcrete.com
www.BrownsConcrete.com



FACEBOOK: @BrownsConcreteOfficial



INSTAGRAM: @BrownsConcreteOfficial



LINKEDIN: Brown's Concrete Products Ltd



PINTEREST: Brown's Concrete Products Ltd



YOUTUBE: @BrownsConcreteOfficial
@RosettaHardscapes



BROWN'S LIFETIME WARRANTY

Brown's Concrete Products Limited provides a Lifetime Warranty to the original purchaser on the structural integrity of its products used in residential applications. If the material installed on the owner's property, using our recommended guidelines, proves to be defective the product will be replaced without cost. Colour matching and the occurrence of efflorescence cannot be guaranteed. The Warranty does not cover damage resulting from subgrade settlement or movement, contact with chemicals or paint, discolouration due to airborne contamination, staining, oxidation or improper sealing. Please refer to ICPI and/or NCMA for recommended product maintenance programs, winter care solutions and recommended de-icing products. This warranty is not transferable and proof of purchase is required. Brown's Warranty does not cover transportation, labour or accessory materials.

Note: Colour swatches are for reference only and may not represent the actual product colour. We recommend that you see your local dealer to view actual sample pieces prior to final colour selection.

